

---

Subject: Scatter: FEATURE IDEAS (1 already done)  
Posted by [kohait00](#) on Sun, 07 Mar 2010 11:31:50 GMT  
[View Forum Message](#) <> [Reply to Message](#)

---

hi andrej

i more and more get warmer with the Scatter, really like it and the interface. had developped own diagram control, but yours is far better i will try to provide some ideas though, to maybe enhance functionality of Scatter and if i can also the solutions. then you decide..

1) attached value popup

when clicking into diagram, a popup appears, and remains static, while moving clicked to other locations. better to have the popup travel with mouse showing values, isn't it? best, to have it selectable, which behaviour to have. attached a solution, maybe you like it..it does not have it swichable though, but it works.

2) zooming / moving

when zooming out extremely (in tab8 i.e) the scatter hangs somewhere. the zoom is always realizes/painted respect to the SetXYMin Values. better would be to realize zoom centered to the current mous position, which is not that easy, i know, had my struggles . also logrithmic stuff is hard to handle as hell. maybe the problem is that the frature of drawing funcitons stands in the way..

3) marks drawing

it would be cool to have the drawing reticle marks selected dynamicly according to zoomfactor also, they are already accrding to move position, but zooming zooms also the reticle. i.e devisions -100 .. 50 .. 0 .. 50 .. 100 would step by step be changed to -75 .. -25 .. 25 .. 75 then -50 .. 25 .. 0 .. 25 .. 50  
may be i can provide you a testcase with my diagram in this sense, it adapts the graph marks when moving and zooming

4) having graphs accessible via VectorMap, instead of Vector

i saw that one can access the data directly, but the data is organized in Vector< Vector<XY> >, which is ok, but when users dynamicly will want to access and modify same things, while other graphs are removed, the index is changed, and one needs to keep trak of indices in a map. wo why not using a map directly. the performance hit is neglectable anyway. this would hide away the index problem.

5) moving points of graphs

one of the goals in my diagram was to have it a sort of controlling control, where one can drag some points of graph around, while some not, so i.e realizing parametrize of a eq filter bank or the like.

now these are some of the ideas i had in mind in my diagram. maybe you will find some of them usefull in case of help needed, ask..

---

### File Attachments

1) [Scatter.rar](#), downloaded 488 times

---

Subject: Re: Scatter: FEATURE IDEAS (1 already done)

Posted by [koldo](#) on Wed, 17 Mar 2010 21:43:10 GMT

[View Forum Message](#) <> [Reply to Message](#)

---

Hello Kohait00

Believe me. I have not seen your post before

I have just uploaded the last Scatter version thanks to Andrei-Catalin. For now this is the last change from my side:

It includes line styles that can be easily defined by user, x axis legend can have more than one line, and precision has been improved (thanks to use of `fround()` instead of `int()` to round double into integer). There are also functions that limit the max and min zoom.

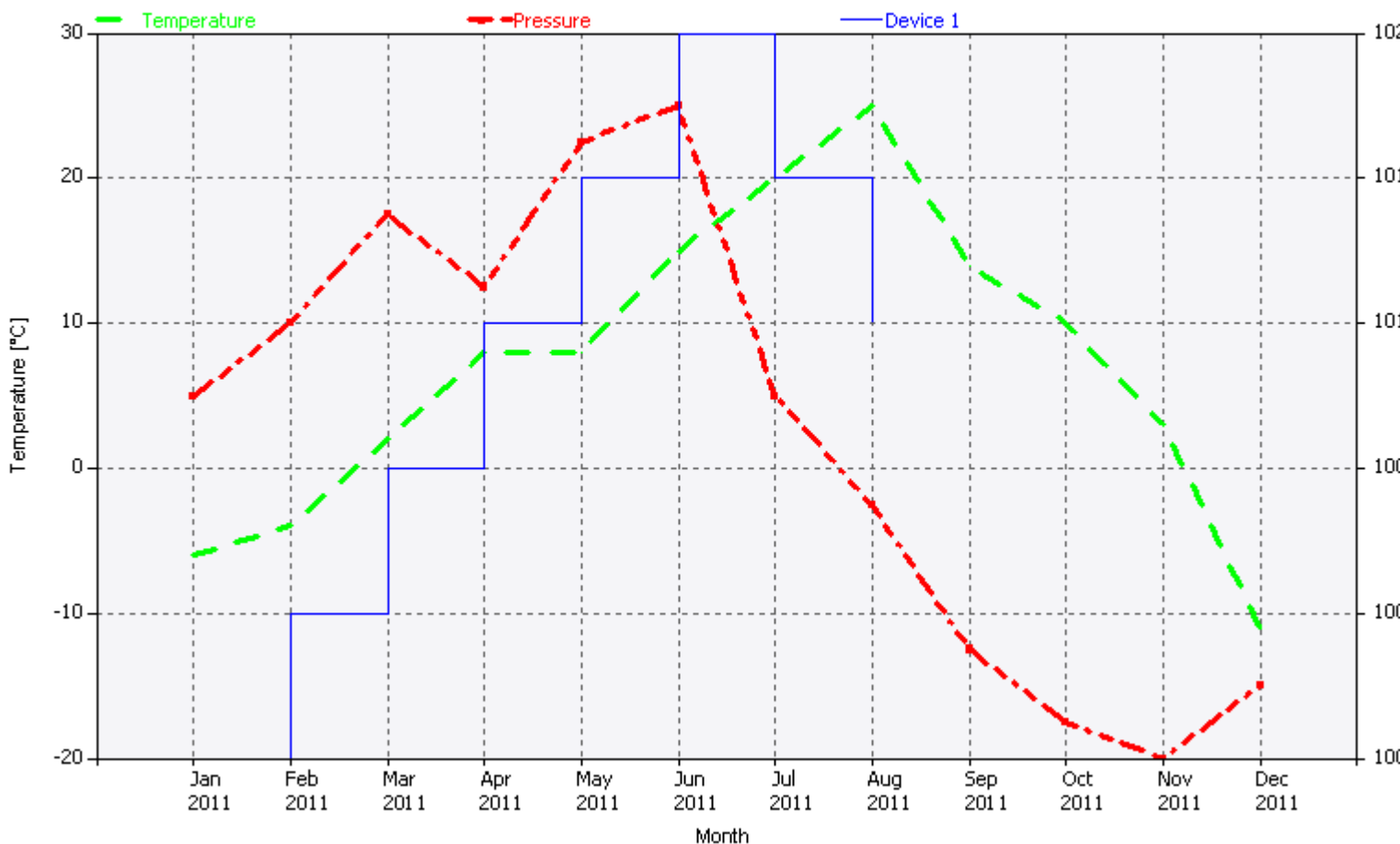
You have included a lot of ideas. Let's wait Andrei to know his opinion. I repeat that it is enough for me now, but new features could be interesting and if necessary I could help too.

## File Attachments

---

1) [dib.PNG](#), downloaded 1451 times

**Temperature & Pressure Averages. X-Y Axis mouse zoom + scroll**



Subject: Re: Scatter: FEATURE IDEAS (1 already done)  
Posted by [andrei-catalin](#) on Thu, 18 Mar 2010 19:36:42 GMT  
[View Forum Message](#) <> [Reply to Message](#)

---

Certainly the number of options for a chart can be much higher. There are many aspects that could be customized. For now, Scatter can be considered only a starting point or a basic package. A list of new features that you want and concrete ideas would be formed. But I think that should be developed a new charting package, better structured and which to use painter.

Andrei

---

---

Subject: Re: Scatter: FEATURE IDEAS (1 already done)  
Posted by [tojocky](#) on Fri, 19 Mar 2010 08:17:35 GMT  
[View Forum Message](#) <> [Reply to Message](#)

---

I agree with you Andrei!

[andrei-catalin](#) wrote on Thu, 18 March 2010 21:36: Certainly the number of options for a chart can be much higher. There are many aspects that could be customized. For now, Scatter can be considered only a starting point or a basic package. A list of new features that you want and concrete ideas would be formed. But I think that should be developed a new charting package, better structured and which to use painter.

Andrei

---

---

Subject: Re: Scatter: FEATURE IDEAS (1 already done)  
Posted by [koldo](#) on Mon, 12 Apr 2010 16:57:15 GMT  
[View Forum Message](#) <> [Reply to Message](#)

---

[tojocky](#) wrote on Fri, 19 March 2010 09:17: I agree with you Andrei!

[andrei-catalin](#) wrote on Thu, 18 March 2010 21:36: Certainly the number of options for a chart can be much higher. There are many aspects that could be customized. For now, Scatter can be considered only a starting point or a basic package. A list of new features that you want and concrete ideas would be formed. But I think that should be developed a new charting package, better structured and which to use painter.

Andrei

Hello all

I think Scatter works rather well for now with actual design. Of course there is a lot of space for improvements:

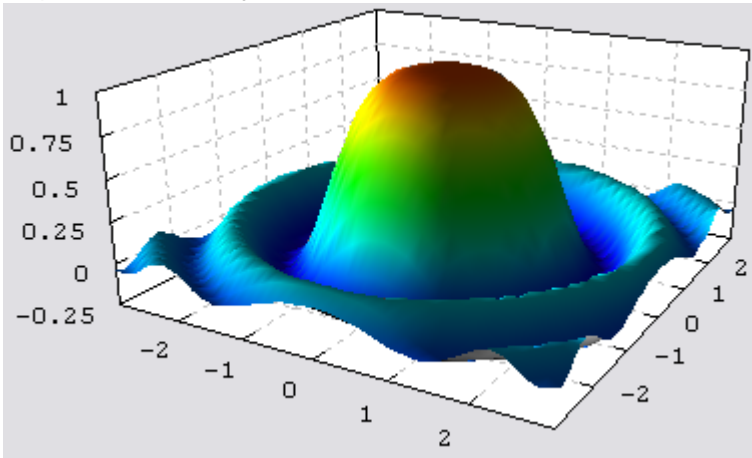
- Some of [kohait00](#) ideas
- Add menus in Scatter class (zoom in/out, fit, ...)

- Implement new features in layout designer
- More graphs like 2D bars
- Documentation
- Perhaps to add a second name for Scatter class, like "Plot2D"

However, if I would have 20 hours for it I would begin a new Plot3D package to get things like this:

## File Attachments

1) [dib.PNG](#), downloaded 1423 times



---

Subject: easing the API

Posted by [kohait00](#) on Tue, 11 May 2010 10:37:06 GMT

[View Forum Message](#) <> [Reply to Message](#)

hey all,

having had a look at the API again, i was wondering why all the Vector<> stuff hasnt been packed into a struct or something to have all info combined, and to let the data be publically accessible, so user can modify data directly, trigger a refresh and be happy, the interface easily would shrink to half of current, what do you think?

@koldo: how far is your Plot3D stuff

---

Subject: capsulated Scatter Vectors

Posted by [kohait00](#) on Tue, 11 May 2010 13:07:24 GMT

[View Forum Message](#) <> [Reply to Message](#)

hey guys, trying to simplify the API, here comes the first shot

it simply combines all the Vectors used for a Graph unit into one struct.

i commented out what is not necessary anymore so that you see what could be left out. tried not to touch what is not necessary.

even the names have been kept the same, which could be accommodated to be better variable names when leaving the Graph Vectors public.

it is a current svn compare (with my previous movable Popup fix, see above).. so you can use svn diff.

comments please  
cheers

---

## File Attachments

1) [Scatter.rar](#), downloaded 470 times

---

---

Subject: Re: easing the API  
Posted by [koldo](#) on Tue, 11 May 2010 13:50:28 GMT  
[View Forum Message](#) <> [Reply to Message](#)

---

Hello kohait00

Quote:having had a look at the API again, i was wondering why all the Vector<> stuff hasn't been packed into a struct or something to have all info combined

I agree. I did not touch it because I did not want to touch original andrei implementation and this is not an important issue in package development.

In fact I was thinking on other areas for radically improving speed with huge data sets.

Quote:@koldo: how far is your Plot3D stuff

Ah, it was not my intention to do it. If you have time you can do it .

---

---

Subject: Re: capsulated Scatter Vectors  
Posted by [koldo](#) on Tue, 11 May 2010 14:12:42 GMT  
[View Forum Message](#) <> [Reply to Message](#)

---

kohait00 wrote on Tue, 11 May 2010 15:07hey guys, trying to simplify the API, here comes the first shot

it simply combines all the Vectors used for a Graph unit into one struct.

i commented out what is not necessary anymore so that you see what could be left out. tried not to touch what is not necessary.

even the names have been kept the same, which could be accommodated to be better variable names when leaving the Graph Vectors public.

it is a current svn compare (with my previous movable Popup fix, see above).. so you can use svn diff.

comments please  
cheers

Hello kohait00

I do not feel very comfortable with the changes.

You have included inside source code a Scatter.rar file with a different version of some files. For example, for Scatter.cpp there are three version:

- The original
- The one in Scatter.rar
- The one in Scatter.rar inside Scatter.rar

In other side, there are a lot of internal changes. However there is no additional features for the user so I do not now if it is worthwhile.

For me it is important to know Andrei's opinion. Meanwhile I will include ProcessPopUp() that I think it is a nice feature.

---

Subject: Re: capsulated Scatter Vectors  
Posted by [kohait00](#) on Tue, 11 May 2010 14:33:28 GMT  
[View Forum Message](#) <> [Reply to Message](#)

---

hey koldo, thx for replying

forget about the Scatter.rar in Scatter.rar. it was a remanant from last change which i forgot to delete when making the new archive.

the topmost stuff is the current.

i agree with changing API not being a good idea. but during time i really got to appreciate a simple API, where not too much is being hidden from user, actually thinking, that the data comes from user, and user decides what to do with it, being the scatter graph only means of visualizing them at some time. the Vector Containers as members are pretty cool capsulation of data handling on their own. so why IMHO unnecessarily exporting add/remove data extra.

the whole thing is driven by the idea of keeping controls simple. to use and understand, and concerning their visualisation, being still in control of all (Refresh()) especially.

this was just an idea anyway, which i wanted to provide for anyone in need..i will continue to merge some of my diagram stuff, which is not that performant, but has some of the "complicated" features described initially.

@Plot3D, this thing is cool, but I have no time to do it one very fast ends up implementing own 3d engine, transform matrixes, viewpoints, world matrixes and all that (depending on rotation, translation and all of that). isnt there any lib already available for that (i mean computing 3d stuff in software, besides Mesa/DRI)?

another question: why the seperation between Parameters data points and Functional plots data points? couldnt they be managed all at in one? or is it a performance issue?

---

Subject: Re: capsulated Scatter Vectors  
Posted by [koldo](#) on Tue, 11 May 2010 14:53:59 GMT  
[View Forum Message](#) <> [Reply to Message](#)

Quote:@Plot3D, this thing is cool, but I have no time to do it one very fast ends up implementing own 3d engine, transform matrixes, viewpoints, world matrixes and all that (depending on rotation, translation and all of that). isnt there any lib already available for that (i mean computing 3d stuff in software, besides Mesa/DRI)?

Hello kohait00

If I would do it I would implement it in OpenGL. U++ has an OpenGL demo that can be a very basic base.

---

Subject: Re: capsulated Scatter Vectors  
Posted by [dolik.rce](#) on Tue, 11 May 2010 15:17:16 GMT  
[View Forum Message](#) <> [Reply to Message](#)

koldo wrote on Tue, 11 May 2010 16:12However there is no additional features for the user so I do not now if it is worthwhile.

Hi,

Just my two cents: I agree with kohait that having direct access to the data is IMHO a nice feature. Plots in PlotCtrl (which I still hope to finish during summer ) actually has Vector as its public base class. I believe that it is faster and simpler and it also allows in some cases to apply some general algorithms (e.g. Sort) on the data without pushing them back and forth.

Also I believe that the API doesn't have to change, just extend. If you keep the old functions and just add the direct access to data, there should be no problems with backward compatibility.

Sorry if I didn't understand kohait's idea exactly, I just quickly scanned through the sources he posted...

Best regards,  
Honza

---

---

Subject: Re: capsulated Scatter Vectors  
Posted by [kohait00](#) on Tue, 11 May 2010 20:16:51 GMT  
[View Forum Message](#) <> [Reply to Message](#)

---

thanks guys for participating, it's fun developing like that

here comes a version where I tried to remove the commented unnecessary stuff and have unified the usage of the Plot Data, merging the 2 cases of a given values plot and the drawing functions plot. it works just the same, and as a benefit, the interface becomes more straightforward.

API:

I agree with keeping API compatible to old stuff. but the problem here is that the functions for adding data plots and function plots don't match syntactically.

porting is actually an easy thing to do, if accomplishing to name the public members of the class well, this would encourage (enforce) the users of Scatter to quickly port their app.

another way could be to hide the new implementation in own namespace. Something like SlimScatter::Scatter, so a user later can decide about the porting point easily.. and to make the real Scatter a separate wrapper class, that keeps the old API but only translates it to the new Scatter, which would keep out all the compatibility thing from the new Scatter

something like

```
namespace SlimScatter
{
class Scatter
{
//new clean implementation
}
}

class Scatter : public SlimScatter::Scatter
{
//wrapping functions only
}
```

@kolo: OpenGL of course is best maybe I take a look in there...

---

## File Attachments

---

1) [Scatter2.rar](#), downloaded 419 times

---

---

Subject: Re: capsulated Scatter Vectors  
Posted by [koldo](#) on Wed, 12 May 2010 20:29:48 GMT  
[View Forum Message](#) <> [Reply to Message](#)

---

Hello Kohait00

I have reviewed your code and it is difficult for me to find significant advances over the old one. In fact many times the old code from user point of view has less lines and follows more U++ style.

An area easy to implement and very advantageous would be to improve data entering. Now data sets have to be entered point by point so in many times data is duplicated.

So it would be great to let linking external data sets from:

- C arrays
- ArrayCtrl columns
- GridCtrl columns

What do you think about it?

---

---

Subject: Re: capsulated Scatter Vectors  
Posted by [kohait00](#) on Wed, 12 May 2010 21:07:41 GMT  
[View Forum Message](#) <> [Reply to Message](#)

---

Quote:

the old code from user point of view has less lines and follows more U++ style.

I totally agree on that one. my changes have neither performance improvements nor beauty changes. the point its all about is, to define what is the core of the Scatter control. as of my point of view it is the data, not the API (which was to be read fine but was hiding away the data too much and IMHO bloated the API a bit).

andrejs goal was to have a Scatter control with a neat API to post stuff to and forget about it. my goal is to be able to access the data of the graphs in tried and true containers' manner (Vector..) and thus public and to see the Scatter just as a wrap over the data, which, upon triggering of Refresh()/Paint() draws a representation of it. so its basicly a question of design goals.

the current solution could be improved in readability by changing the PData members' names to something more usefull, which i havent done so far (wanting to keep the visibility where the members came from and to make compare in svn easy not to change too much at once). also, the "more lines" stuff could be done better, by returning PData & instead of Scatter & AddSeries..

i will provide a cleaned up version to see what i mean.

from code point of view, my current code leaves the control with almost only the code needed to draw the data. as api see the Vector<PData> API which is cool as well. another benefit is that functional plots are handled just the way normal plots are.. making code clearer again.

i hope this came clear..it was not my goal to enhance the api but simplify it by leaving stuff accessible instead of hiding it behind api. (this is what i learned as well that sometimes its better not to hide)

Quote:

So it would be great to let linking external data sets from:

- C arrays
- ArrayCtrl columns
- GridCtrl columns

this is a great idea.. could be done in some Additional AddSeries() functions..

BTW: OpenGL, i am starting to like it.. the only thing is to create the vertices from data, set the viewpoint and have the stuff rotate depending on mouse position as seen on a surface of a bounding sphere.

---

Subject: Re: capsulated Scatter Vectors  
Posted by [koldo](#) on Thu, 13 May 2010 07:06:32 GMT  
[View Forum Message](#) <> [Reply to Message](#)

---

Hello Kohait00

If the final design from user point of view has:

- The same or less lines of code
- Follows U++ style as much as possible
- With a cleaner interface and better access to data

I will try to help you to convince Andrei to approve the changes.

Do not forget that to set basic Scatter data there are three type of functions:

1. Simplest: Just assign

```
Scatter& Scatter::SetLegendWeight(const int& weight)
{
    legendWeight=weight;
}
```

```
return *this;
}
```

2. Less simple: Check data and assign

```
Scatter& Scatter::H_Border(const int& poz_x)
{
    if(poz_x>=0)
        px=poz_x;
    return *this;
}
```

3. More complex: Do some actions and assign

```
Scatter &Scatter::SetMajorUnits(double ux, double uy)
{
    xMajorUnit=ux;
    yMajorUnit=uy;
    yMajorUnit2=yRange2*yMajorUnit/yRange;
    AdjustMinUnitX();
    AdjustMinUnitY();
    AdjustMinUnitY2();
    return *this;
}
```

(I like these "return \*this" )

This way many times to use = to assign internal data is not enough .

---

Subject: Re: capsulated Scatter Vectors  
Posted by [cbpporter](#) on Thu, 13 May 2010 09:05:39 GMT  
[View Forum Message](#) <> [Reply to Message](#)

(const int& weight)  
Why?

---

Subject: Re: capsulated Scatter Vectors  
Posted by [andrei\\_natanael](#) on Thu, 13 May 2010 13:31:57 GMT  
[View Forum Message](#) <> [Reply to Message](#)

Why not 3 different version of Scatter? The version of Andrei Catalin will remain the same and Koldo version and Konstantin version will build up onto Catalin version. I think everyone try to achieve something different. Soon or later we'll see which idea stand. That's why we have bazaar and we're not forced to work on others code if we don't like his style or idea. IMO a Scatter should follow MVC pattern, that would make easy to have a series of points in a

Vector and multiple views of it in Scatter (just an idea).  
About API design... <http://doc.trolltech.com/qq/qq13-apis.html>

Andrei

---

---

Subject: Re: capsulated Scatter Vectors  
Posted by [andrei-catalin](#) on Mon, 17 May 2010 17:17:59 GMT  
[View Forum Message](#) <> [Reply to Message](#)

---

I agree with Natanael. Why not multiple versions?

Andrei-Catalin

---

---

Subject: Re: capsulated Scatter Vectors  
Posted by [kohait00](#) on Mon, 17 May 2010 19:31:02 GMT  
[View Forum Message](#) <> [Reply to Message](#)

---

Quote:

Koldo version and Konstantin version will build up onto Catalin version.

i'd prefer to build on someones code, ofcourse. deriving and extending a class is best. but in this case, my code change implies making data components public. so i cant derive from andrej's code. on the other hand, it'd be great not to have to duplicate code in the Scatter versions, i.e. the drawing routines, which i pretty like.

nevermind, if it is possible and easy to do, we could split the code, crediting the sources to andrej ofcourse, and i could start to include some of the ideas described earlier.

PS: MVC pattern is nice and great to do tings..but i remember a wise man (mirek saying: simplicity is a virtue on it's own. i think the building pieces for own ideas (Ctrl's, Container's, plug-ins) are simple and structured enough to take advantage of their API where possible..without the need to invent own API just to hide a memeber that has a great API on its own anyway.

---

---

Subject: Re: capsulated Scatter Vectors  
Posted by [kohait00](#) on Wed, 07 Jul 2010 21:07:00 GMT  
[View Forum Message](#) <> [Reply to Message](#)

---

hi guys, i managed to 'port' or better say integrate all the stuff that has been done to Scatter so far, so here comes a package again. i havent changed anything else besides this.

next step will be to change the public names and make a wrapper class that is API compatible to current Scatter, if that makes sense.

after that i will start to include the ideas described above..

cheers

---

## File Attachments

1) [Scatter2.rar](#), downloaded 413 times

---

---

Subject: My current Diagram

Posted by [kohait00](#) on Wed, 07 Jul 2010 21:23:42 GMT

[View Forum Message](#) <> [Reply to Message](#)

---

to show what i mean, here is my current diagram, code is bit patchwork, because i was not too experienced both in coding and Upp , so this is beginners level

use DiagramTest

CMeter: a metering / progressbar / value bar setter with mouse, adjustable alignment and appearance (to some way)

CDiagram: base diagram class, supports movable points, zooming (STRG + left mouse), right mouse menu, moving (SHIFT + left mouse), autoscrolling of grid, auto scaling of grid (a bit different to Scatter) and maybe some more stuff. the code is not very cute though. thats why i prefer to switch / port to Scatter, i like the API much better.

FilterDiagramBase: some special diagrams for parametrising equalizers, crossovers, limiters etc.. this is what CDiagram also can be used for, to have a visual representation \*and\* parametrising in 1 diagram, play around, inspect the code.

the most usable of them is probably CMeter.

---

## File Attachments

1) [DiagramTest.rar](#), downloaded 397 times

---

---

Subject: Re: My current Diagram

Posted by [kohait00](#) on Wed, 07 Jul 2010 21:28:16 GMT

[View Forum Message](#) <> [Reply to Message](#)

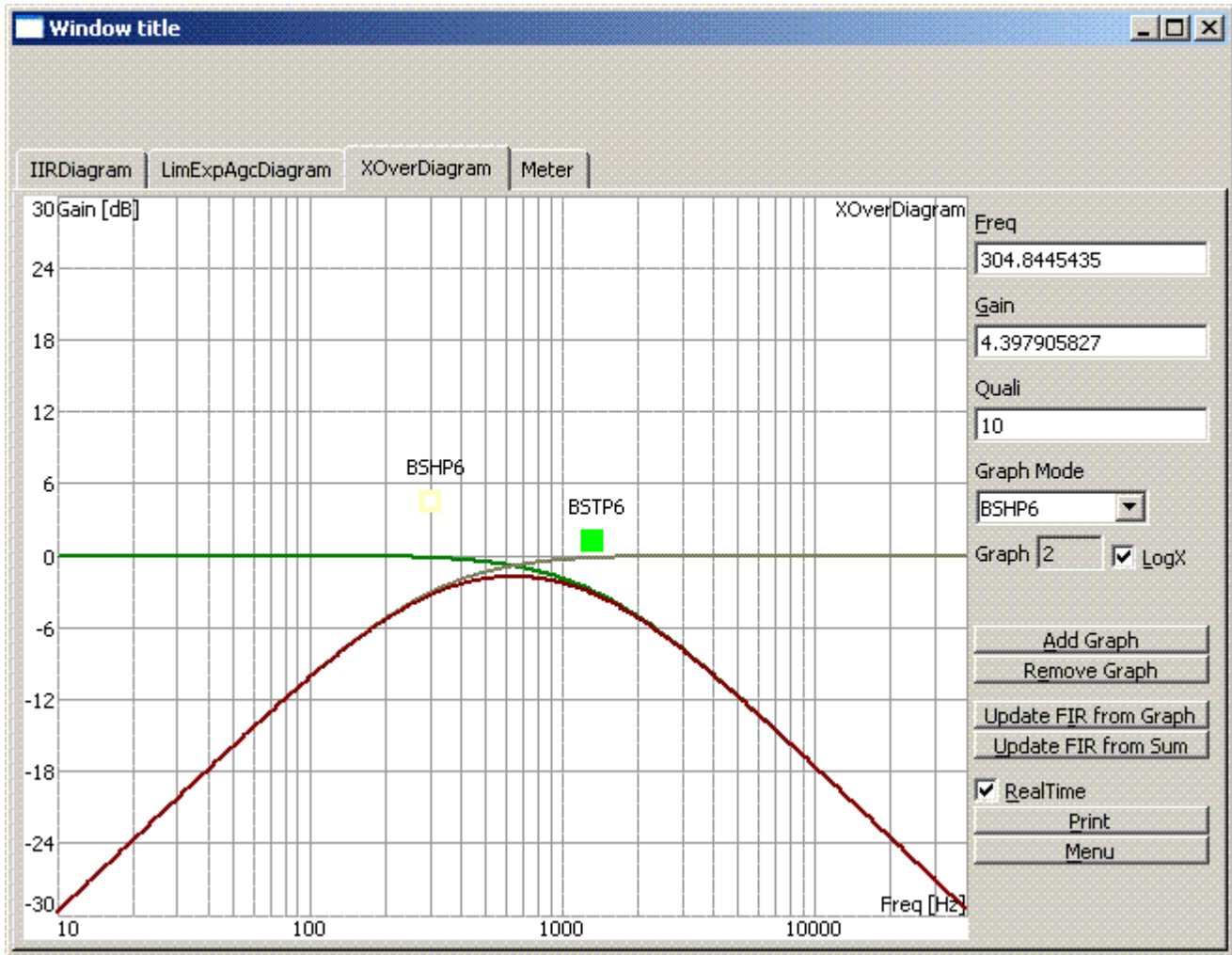
---

---

## File Attachments

1) [xover.GIF](#), downloaded 1048 times

---



---

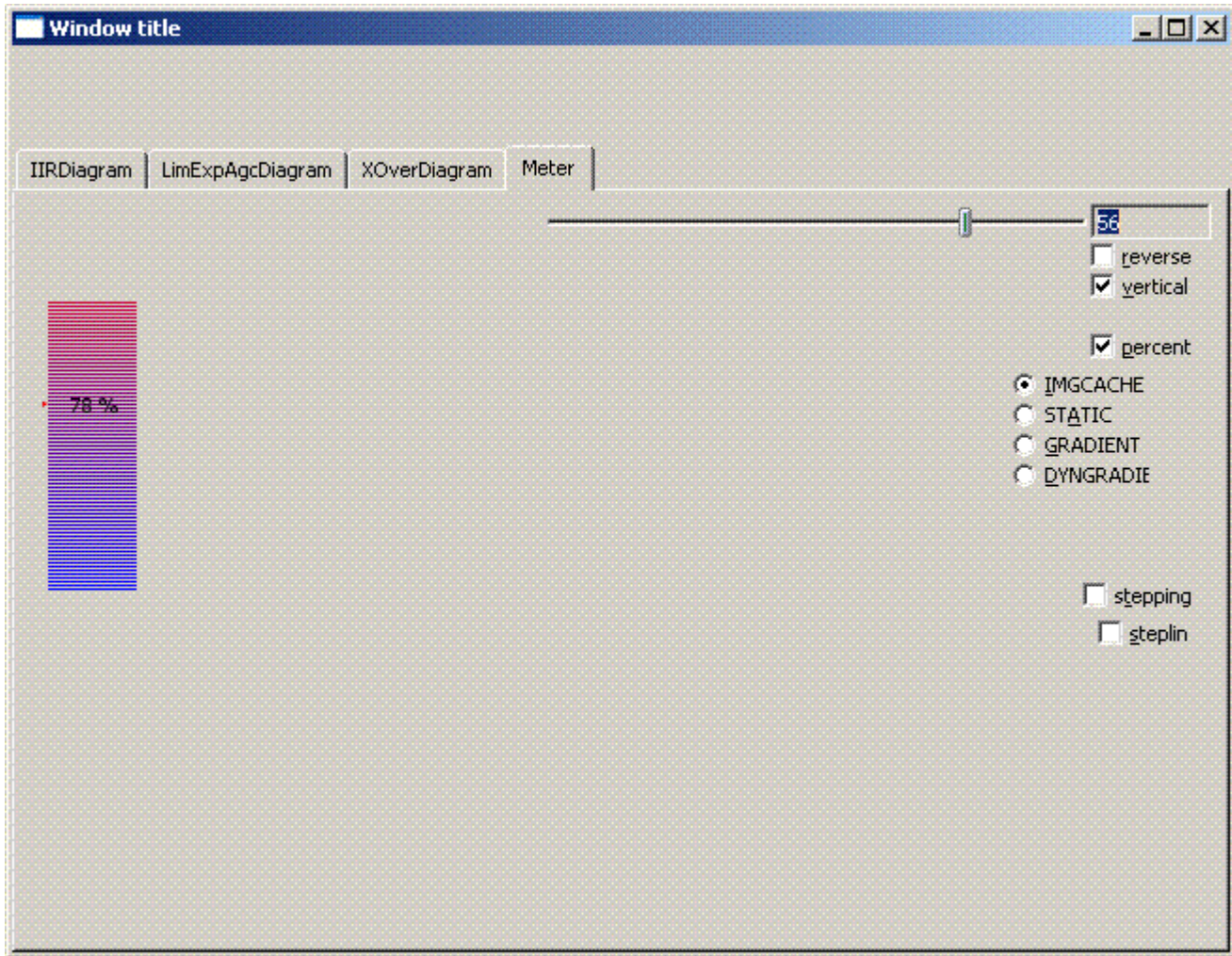
Subject: Re: My current Diagram  
Posted by [kohait00](#) on Wed, 07 Jul 2010 21:31:10 GMT  
[View Forum Message](#) <> [Reply to Message](#)

---

### File Attachments

1) [meter.GIF](#), downloaded 1074 times

---



---

Subject: Re: My current Diagram

Posted by [kohait00](#) on Thu, 08 Jul 2010 09:47:44 GMT

[View Forum Message](#) <> [Reply to Message](#)

---

ah, it also supports zooming in a different way:

SHIFT + right mouse + moving left = zoom out, move right = zoom in

---

Subject: Scatter based on Callbacks

Posted by [kohait00](#) on Wed, 15 Dec 2010 15:19:29 GMT

[View Forum Message](#) <> [Reply to Message](#)

---

hey all,

just came up with the idea of further parametrizing plot function, but this leads to usage of callbacks, instead of function pointers. what about that?

current case:

```
XY para4(double t) {return XY(0,-0.25+0.5*t);}
scatter3.PlotParaFunction(para4,"VLine",LtRed,6,2);
```

this lets you calculate x and y separated, but what if one wants to specify some parameters, constants etc..?

here Callbacks can be a great deal.

example for a THISBACK, but also thinkable with general static functions with arbitrary signature. as long as Callback1<float> for t is yielded, it's alright.

the additional parameters would be stored in CallbackAction anyway.

```
XY para4(double t, int a, float b) {return XY(a,-0.25*b+0.5*t);}
scatter3.PlotParaFunction(THISBACK2(&para4, 12, 34.2) ),"VLine",LtRed,6,2);
```

i think Callbacks are much more powerful here than simple function pointers, though the latter are faster, a negligible bit..

---

---

Subject: Re: Scatter based on Callbacks

Posted by [koldo](#) on Wed, 15 Dec 2010 20:56:23 GMT

[View Forum Message](#) <> [Reply to Message](#)

---

Hello Kohait00

I do not understand well how to call the callback function from inside PlotParaFunction() with the fixed arguments and the variable (t).

There is of course other awful options like including a pointer to a function or a simple callback plus a Array of Values. However yours looks much better .

---

---

Subject: Re: Scatter based on Callbacks

Posted by [kohait00](#) on Thu, 16 Dec 2010 05:58:27 GMT

[View Forum Message](#) <> [Reply to Message](#)

---

the good thing is, that you won't have to deal with the extra parameters at all since they are simply handled/stored by the CallbackAction (inside the Callback) itself, Scatter won't even see it, it still thinks it has only a Callback1<float> and calls it like that. the Callback itself will complete the call supplying the additional parameters himself..

i'll try to make a quick demo in Scatter..

---

---

Subject: Re: Scatter based on Callbacks  
Posted by [kohait00](#) on Thu, 16 Dec 2010 06:51:29 GMT  
[View Forum Message](#) <> [Reply to Message](#)

---

here comes a version, it includes only the very few changes needed. i didnt pay attention to make PlotFunction and PlotParamFunction

meanwhile i found out that parametrizing static functions is not yet supported for more than one param. but with THISBACK it works.

just take a look at the Test package.

i'll try to provide the extensions for Callback soon.

#### File Attachments

---

1) [Scatter.rar](#), downloaded 383 times

---

---

Subject: Re: Scatter based on Callbacks  
Posted by [koldo](#) on Thu, 16 Dec 2010 13:41:12 GMT  
[View Forum Message](#) <> [Reply to Message](#)

---

Hello Kohait00

I have done some changes to your code so that it is compatible with existing one .

#### File Attachments

---

1) [Scatter.7z](#), downloaded 392 times

---

---

Subject: Re: Scatter based on Callbacks  
Posted by [koldo](#) on Thu, 16 Dec 2010 13:41:50 GMT  
[View Forum Message](#) <> [Reply to Message](#)

---

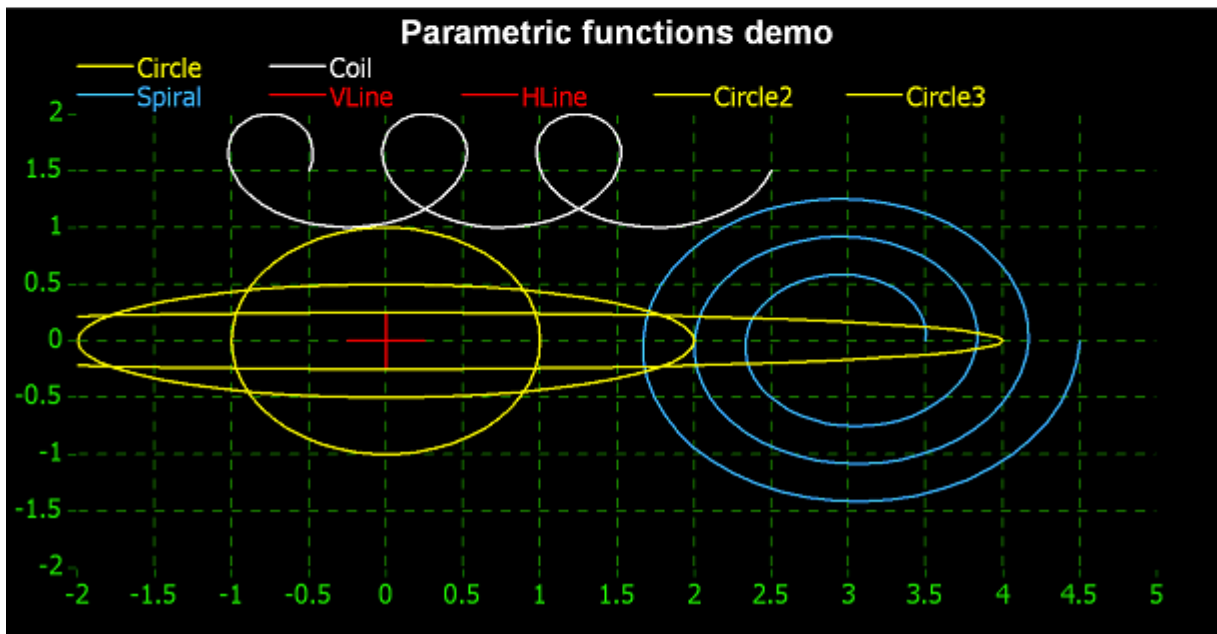
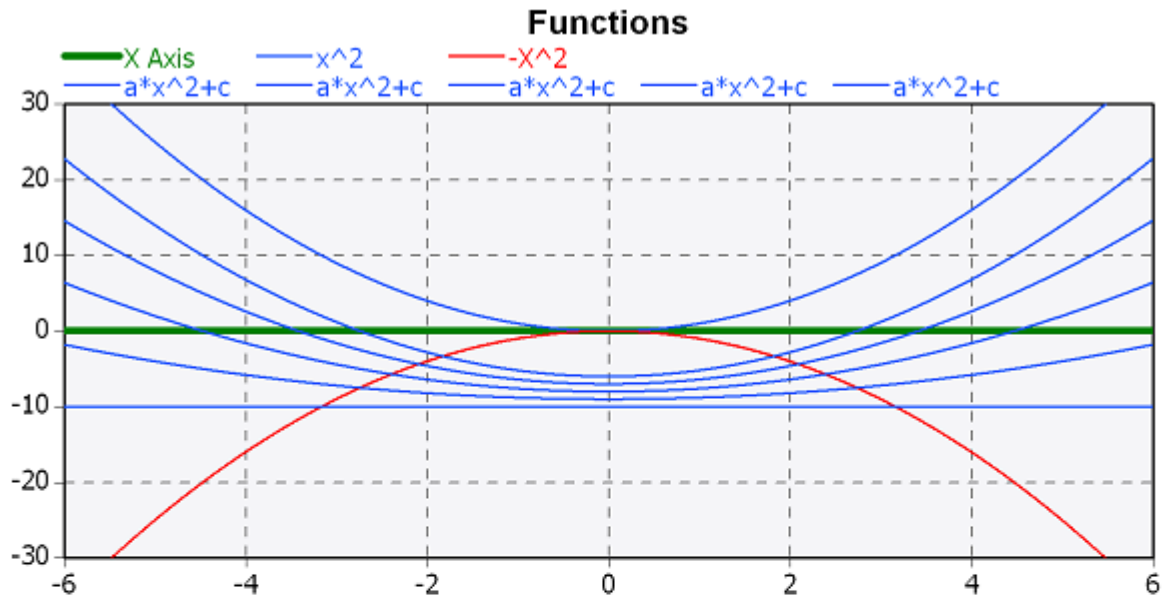
Some screenshots:

#### File Attachments

---

1) [dib.PNG](#), downloaded 929 times

---




---

Subject: Re: Scatter based on Callbacks  
 Posted by [kohait00](#) on Thu, 16 Dec 2010 14:55:08 GMT  
[View Forum Message](#) <> [Reply to Message](#)

cool

i'm on extending regrouping Callback code blocks, to have them bit more overviewable. i'll post it later, with that, even static parametrized function callbacks are possible.

Subject: Re: Scatter based on Callbacks

Posted by [koldo](#) on Thu, 16 Dec 2010 16:15:26 GMT

[View Forum Message](#) <> [Reply to Message](#)

---

---

Subject: Re: Scatter based on Callbacks

Posted by [kohait00](#) on Fri, 17 Dec 2010 10:30:06 GMT

[View Forum Message](#) <> [Reply to Message](#)

---

i've posted the callbacks changes

[http://www.ultimatepp.org/forum/index.php?t=msg&goto=30232&#msg\\_30232](http://www.ultimatepp.org/forum/index.php?t=msg&goto=30232&#msg_30232)

with them, it's possible to use

```
scatter3.PlotParaFunction(STDBACK2(para1p, 4.0, 0.25),"Circle",Yellow,6,50);
```

para1p beeing a non thiscall with 2 additional parameters

---

---

Subject: Re: Scatter based on Callbacks

Posted by [kohait00](#) on Fri, 17 Dec 2010 12:28:34 GMT

[View Forum Message](#) <> [Reply to Message](#)

---

i'd do this instead for the old api, not to have to hassle with it in the code, simply map old api to new api like that..

```
inline static void PlotFuncCB(double& y, double x, double (*f)(double)) { y = f(x); }
void PlotFunction(double (*f)(double),const String& legend="", const class::Color&
fcolor=Green,const int& weight=6)
{
    PlotFunction(callback1(&PlotFuncCB, f), legend, fcolor, weight);
}
```

```
inline static void PlotParamFuncCB(XY& xy, double t, XY (*pf)(double)) { xy = pf(t); }
void PlotParaFunction(XY (*pf)(double),const String& legend="", const class::Color&
fcolor=Green,const int& weight=6,const int& Np=100)
{
    PlotParaFunction(callback1(&PlotParamFuncCB, pf), legend, fcolor, weight, Np);
}
```

---

File Attachments

---

1) [Scatter.rar](#), downloaded 376 times

---

---

Subject: Re: Scatter based on Callbacks

Posted by [koldo](#) on Sun, 19 Dec 2010 20:10:44 GMT

[View Forum Message](#) <> [Reply to Message](#)

---

kohait00 wrote on Fri, 17 December 2010 13:28i'd do this instead for the old api, not to have to hassle with it in the code, simply map old api to new api like that..

```
inline static void PlotFuncCB(double& y, double x, double (*f)(double)) { y = f(x); }
void PlotFunction(double (*f)(double),const String& legend="", const class::Color&
fcolor=Green,const int& weight=6)
{
    PlotFunction(callback1(&PlotFuncCB, f), legend, fcolor, weight);
}
```

```
inline static void PlotParamFuncCB(XY& xy, double t, XY (*pf)(double)) { xy = pf(t); }
void PlotParaFunction(XY (*pf)(double),const String& legend="", const class::Color&
fcolor=Green,const int& weight=6,const int& Np=100)
{
    PlotParaFunction(callback1(&PlotParamFuncCB, pf), legend, fcolor, weight, Np);
}
```

Hello Kohait00

I agree. It looks better.

---

---

Subject: Re: Scatter based on Callbacks

Posted by [koldo](#) on Mon, 20 Dec 2010 12:35:11 GMT

[View Forum Message](#) <> [Reply to Message](#)

---

Hello Kohait00

New code is not compatible with old one. See the callback functions:

```
double funct1(double x) {return (x*x);} //Old
void funct1(double& y, double x) {y = (x*x);} //New
```

---

---

Subject: Re: Scatter based on Callbacks

Posted by [kohait00](#) on Mon, 20 Dec 2010 12:44:40 GMT

[View Forum Message](#) <> [Reply to Message](#)

---

dont quite get you here..the provided test application is working with both or isnt it? here comes a fresh rar file, maybe i made some mistake in packing.

this one is my current test package, where both old and new api work..

make sure to use the Callback improvement for this ..see in anther thread ..

### File Attachments

---

1) [bazaar.rar](#), downloaded 390 times

---

---

**Subject: Re: Scatter based on Callbacks**

Posted by [koldo](#) on Tue, 21 Dec 2010 16:19:20 GMT

[View Forum Message](#) <> [Reply to Message](#)

---

Hello Kohait

The code in bazaar.rar is the same reported:

```
double funct1(double x) {return (x*x);} //Old
void funct1(double& y, double x) {y = (x*x);} //New
So the problem remains .
```

---

---

**Subject: Re: Scatter based on Callbacks**

Posted by [kohait00](#) on Tue, 21 Dec 2010 16:56:35 GMT

[View Forum Message](#) <> [Reply to Message](#)

---

are you sure you have opened the right archive?

this is inside the above bazaar.rar

```
//old syntax
```

```
double ofunct1(double x){return (0.5*x*x-5);}
double ofunct2(double x){return (-0.5*x*x-5);}
double ofunct3(double x){return 3;}
```

```
//new additional syntax
```

```
void funct1(double& y, double x){y = (x*x);}
void funct2(double& y, double x){y = (-x*x);}
void funct3(double& y, double x){y = 0;}
void funct1p(double& y, double x, double a, double c){y = a*(x*x)+c;}
void funct3p(double& y, double x, double m){y = m*x;}
```

```

class Tab2 : public WithTab2<ParentCtrl> {
public:

    typedef Tab2 CLASSNAME;

    Tab2();
};

Tab2::Tab2()
{
    CtrlLayout(*this);
    HSizePos().VSizePos();
    scatter2.SetRange(12,60);
    scatter2.SetXYMin(-6,-30);
    scatter2.SetMajorUnits(2,10);

    scatter2.PlotFunction(&ofunct3,"X Axis",Cyan,18);
    scatter2.PlotFunction(&ofunct1,"x^2", Color(28,85,255),6);
    scatter2.PlotFunction(&ofunct2,"-X^2",Cyan);

    scatter2.PlotFunction(STDBACK(func3),"X Axis",Green,18);
    scatter2.PlotFunction(STDBACK(func1),"x^2", Color(28,85,255),6);
    scatter2.PlotFunction(STDBACK(func2),"-X^2",LtRed);

    scatter2.PlotFunction(STDBACK1(func3p, 3.0),"X Axis",Green,18);

    for(int i = 0; i < 5; i++)
        scatter2.PlotFunction(STDBACK2(func1p, 2.0*double(i)/10.0, -10.0+double(i)),"a*x^2+c",
        Color(28,85,255),6);
}

```

---

**Subject: Re: Scatter based on Callbacks**  
 Posted by [koldo](#) on Thu, 23 Dec 2010 15:19:36 GMT  
[View Forum Message](#) <> [Reply to Message](#)

Hello Kohait00

You are right.

The only problem now is that you include a new Callback so that to apply the changes the new one would have to replace the existing one.

---

**Subject: Re: Scatter based on Callbacks**  
 Posted by [kohait00](#) on Thu, 23 Dec 2010 16:05:03 GMT

[View Forum Message](#) <> [Reply to Message](#)

---

i'm kinda waiting for them to be included donno, mirek needs to review the thing before committing, and it's quite huge, takes time.

meanwhile one could spare the new callbacks out, it works with 1 additional parameter (2 wasn't supported before).

using the normal

```
callback1(&function, param);
```

instead of the STDBACK()

---

---

**Subject: Re: Scatter based on Callbacks**  
Posted by [kohait00](#) on Sun, 26 Dec 2010 09:32:40 GMT  
[View Forum Message](#) <> [Reply to Message](#)

---

looks like mirek won't be including the callback extensions. sad but true nevertheless, the callback1 can be used for it, callback2 and more are out, then ..

---

---

**Subject: Re: Scatter based on Callbacks**  
Posted by [kohait00](#) on Wed, 22 Jun 2011 12:37:33 GMT  
[View Forum Message](#) <> [Reply to Message](#)

---

hi koldo..

the Callback changes have been included some time ago..so i've been bold enough to commit the stuff, hope you don't mind (trying to get rid of outstanding changes where possible)

---

---

**Subject: Re: Scatter based on Callbacks**  
Posted by [koldo](#) on Wed, 22 Jun 2011 21:28:06 GMT  
[View Forum Message](#) <> [Reply to Message](#)

---

Hello Kohait

You know I do not like the new interface but, as the compatibility with actual format remains, there is no problem for me.

---

---

**Subject: Re: Scatter based on Callbacks**  
Posted by [kohait00](#) on Wed, 22 Jun 2011 22:04:30 GMT  
[View Forum Message](#) <> [Reply to Message](#)

---

the new interface offers some advantages, i.e. using THISBACKs, where implicit parametrizing in the scope of a class instance can be used (invoking a method which has access to instance data).

ofcourse 'double& y' is not cool, but...

nevermind, i like your package

---

---

Subject: Re: Scatter based on Callbacks

Posted by [koldo](#) on Thu, 23 Jun 2011 14:05:13 GMT

[View Forum Message](#) <> [Reply to Message](#)

---

kohait00 wrote on Thu, 23 June 2011 00:04the new interface offers some advantages, i.e. using THISBACKs, where implicit parametrizing in the scope of a class instance can be used (invoking a method which has access to instance data).

ofcourse 'double& y' is not cool, but...

nevermind, i like your package

It is not mine

---